

Trumplet

Version 1.0




*A novel
musical instrument
for the Apple iPhone*

Copyright (c) 2009 Applied Voices LLC

Need help?
Have a
suggestion?

Contact us at
[http://
www.appliedvoices.com/
Trumplet/Support](http://www.appliedvoices.com/Trumplet/Support)





Getting Started


Getting Started



Calibrate

Place the phone/iPod
on a flat surface and
touch the 'Calibrate'
button to set-up the
tilt sensor

iPhone: 'Blow To Play' Mode



To make sounds, blow
into your phone's
microphone.

iPod Touch: 'Touch To Play' Mode


In 'Touch To Play' mode, you do not need to blow on the microphone.

Simply touch the screen and the music will start.


To play high 'A' (all holes open), touch the top-right fingering button.

● Cover hole with right hand

● Cover hole with left hand



A A# B C C# D D# E F



F# G G# A A# B C C# D

Tilt Control of Volume

Tilt the left edge of
the phone downwards
to play more softly

In 'Touch To Play'
mode, tilt the top edge
of the phone
downwards to Mute

Fingering Technique

Only tips of fingers
touch screen

At most 5 fingers
touching screen

When Trumplet first starts,
the settings are:

‘Blow Gently To Play’

‘Surrounding Echo: Low’



Settings

Press the **SETTINGS** button
to change settings

Changing Settings

Press the SETTINGS button to adjust the Trumplet's sounds.

Try changing the 'Surrounding Echo' to 'High'.

Press the Trumplet button to return to playing the instrument.



Problems and Solutions

No Sound?

- ✓ Make sure your phone is not silenced (the slider switch on the top left side).
- ✓ After Trumplet has started, when it should be playing, raise the volume with the rocker switch on the side of the phone.
- ✓ Check that headphones and/or external microphone are not plugged in.
- ✓ Another application may have left the audio system locked. Try rebooting your phone.

Clicking Sounds



Email/Calendar sync while Trumplet is playing can cause clicking sounds.

iPhone users:
For high quality performances,
turn Airplane Mode 'On'.

Trumplet Exits

- Reboot your phone.

Why? Trumplet's real-time echo generation algorithms require large blocks of contiguous memory.

If you have been using your phone for a while, the memory space may have become fragmented, causing Trumplet to receive memory allocation or memory access failures.

Rebooting should solve this.

Distortion

- Certain of the original iPhone models (before the 3G model arrived) have cases that vibrate when the speaker is played at high volume.
- Lower the volume control to remove the distortion.
- Alternatively, use headphones or external speakers to obtain high quality sound.

Need help?
Have a
suggestion?

Contact us at
[http://
www.appliedvoices.com/
Trumplet/Support](http://www.appliedvoices.com/Trumplet/Support)





Enjoy Trumplet!